

Tubing Size 1/4" - 3/8"  
1/4" Flow Polypropylene

# 50PP Series Couplings

50PP Series couplings offer 1/4" flow and are produced from medical grade gamma sterilizable polypropylene. The 50PP Series polypropylene couplings offer greater chemical resistance and they are available in both valved and non-valved configurations. All 50PP couplings interconnect with all other 50 Series couplings as well as other similar industry thumb-latch type couplings.



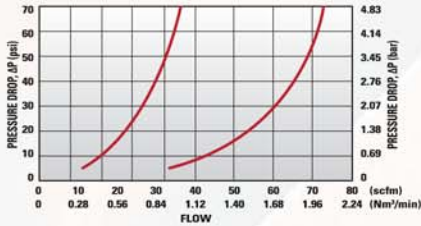
**Performance Ratings:**

- Operating Pressure: Vacuum to 100 psi; (7.2bar)
- Temperature: 32°F to 160°F (0°C to 71°C)
- Flow Capacity: 1/4" Size

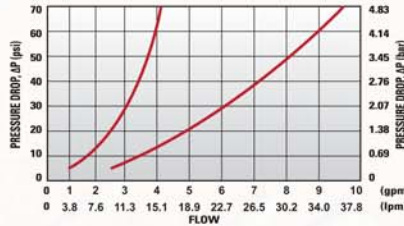
**Materials & Construction:**

- Bodies & Terminations: Medical Grade Polypropylene
- Internal Valves: Medical Grade Polypropylene
- Internal Valve Springs: 316 Stainless Steel
- External Springs & Pins: Stainless Steel
- O-rings: Peroxide-cured EPDM (others available)
- Thumb-latch: Medical Grade Polypropylene

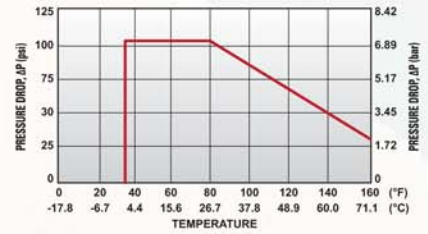
**50PP Series Air Flow**



**50PP Series Water Flow**



**50PP Series Temperature**



**FLOW RATES**

The data below shows liquid flow rates for LinkTech couplings. Each coupling combination was tested at 70°F (21°C).

**Cv Values for 50PP Series Couplings**

Specific coupling combination flow rates can be determined by using this formula:

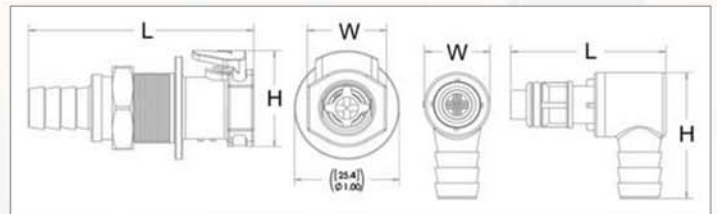
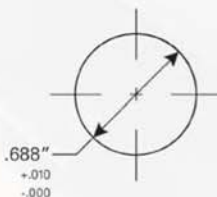
$$Q = C_v \sqrt{\frac{\Delta P}{S}}$$

Q = Flow rate in gallons per minute  
 Cv = Average flow rates (see chart)  
 ΔP = Pressure drop across coupling (psi)  
 S = Specific gravity of liquid.

SOCKETS	50PPX-PE2-04	50PPV-PE2-04	50PPX-PE2-06	50PPV-PE2-06	50PPX-PE4-04	50PPV-PE4-04	50PPX-PE4-06	50PPV-PE4-06	50PPV-PE1-04	50PPV-PE1-06
50PPV-SE2-04	0.51	0.51	0.51	0.51	0.5	0.45	0.5	0.5	0.51	0.51
50PPV-SE2-06	0.61	0.51	1.13	0.72	0.5	0.45	0.81	0.69	0.51	0.72
50PPV-SE3-04	0.51	0.51	0.51	0.51	0.5	0.45	0.5	0.5	0.51	0.51
50PPV-SE3-06	0.61	0.51	1.13	0.72	0.5	0.45	0.81	0.69	0.51	0.72

	PANEL OPENING	MAX PANEL THICKNESS	MIN PANEL THICKNESS
SOCKETS	See Drawing	0.5"	0.05"

PANEL NUT HEX SIZE	PANEL NUT THREAD
13/16"	11/16" - 24 UNS



Reference Dimensions: L = Length, W = Width, H = Height

# 50PP Series Socket

Tubing Size 1/4" - 3/8"  
1/4" Flow Polypropylene



### IN-LINE HOSE BARB SOCKET

Valved	Tube Size	Metric Tube	Length	Width	Height
50PPV-SE2-04	1/4" ID	6.4mm ID	2.01"	0.76"	0.94"
50PPV-SE2-06	3/8" ID	9.5mm ID	2.01"	0.76"	0.94"



### PANEL MOUNT HOSE BARB SOCKET (GASKET SEAL INCLUDED)

Valved	Tube Size	Metric Tube	Length	Width	Height
50PPV-SE3-04	1/4" ID	6.4mm ID	2.14"	1.00"	0.94"
50PPV-SE3-06	3/8" ID	9.5mm ID	2.14"	1.00"	0.94"



### PANEL MOUNT SOCKET SEALING GASKET

Part No.	Material	Diameter	Thickness
C11376	EPDM	1.00" OD	0.08"

# 50PP Series Plug

Tubing Size 1/4" - 3/8"  
1/4" Flow Polypropylene



### MALE THREAD PLUG

Non-Valved	Valved	Thread Size	Length	Width	Height
50PPX-PE1-04	50PPV-PE1-04	1/4" NPT	1.75"	0.63"	0.63"
50PPX-PE1-06	50PPV-PE1-06	3/8" NPT	1.75"	0.75"	0.75"



### IN-LINE HOSE BARB PLUG

Non-Valved	Valved	Tube Size	Metric Tube	L(nv/v)	Width	Height
50PPX-PE2-04	50PPV-PE2-04	1/4" ID	6.4mm ID	1.89" / 2.04"	0.70"	0.70"
50PPX-PE2-06	50PPV-PE2-06	3/8" ID	9.5mm ID	1.76" / 1.91"	0.70"	0.70"



### ELBOW HOSE BARB PLUG

Non-Valved	Valved	Tube Size	Metric Tube	L(nv/v)	Width	Height
50PPX-PE4-04	50PPV-PE4-04	1/4" ID	6.4mm ID	1.29" / 1.44"	0.63"	1.23"
50PPX-PE4-06	50PPV-PE4-06	3/8" ID	9.5mm ID	1.33" / 1.48"	0.63"	1.23"