

Tube Size 1/4" - 3/8"  
1/4" Flow Polypropylene

# 40PP Series Couplings

40PP Series couplings offer 1/4" flow and are produced from medical grade gamma sterilizable polypropylene. The 40PP Series polypropylene couplings offer greater chemical resistance and they are available in both valved and non-valved configurations. These couplings are available in Legacy Almond and Modern Cool Grey colors. All 40PP couplings interconnect with all other 40AC and 40CB couplings as well as other similar industry thumb-latch type couplings.



2 STANDARD COLORS

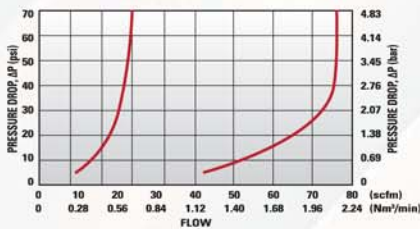
**Performance Ratings:**

- Operating Pressure: Vacuum to 120psi; (8.3bar)
- Temperature: 32°F to 160°F; (0°C to 71°C)
- Flow Capacity: 1/4" Size
- Sterilization: Gamma; 50 kGy irradiation max (see technical section for more detail)

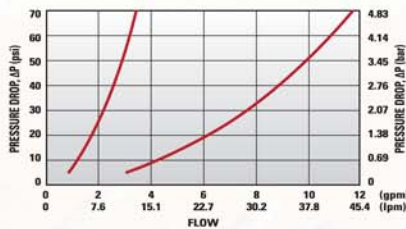
**Materials & Construction:**

- Bodies & Terminations: Medical Grade Polypropylene
- Internal Valves: Medical Grade Polypropylene
- Internal Valve Springs: 316 Stainless Steel
- O-rings: Peroxide-cured EPDM (others available)
- Thumb-latch: Stainless Steel
- External Springs & Pins: Stainless Steel

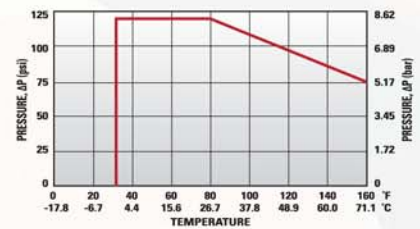
40PP Series Air Flow



40PP Series Water Flow



40PP Series Temperature



**FLOW RATES**

The data below shows liquid flow rates for LinkTech couplings. Each coupling combination was tested at 70°F (21°C).

**C<sub>v</sub> Values for 40PP Series Couplings**

SOCKETS	40PPV-PE2-04	40PP-PE2-04	40PPV-PE2-06	40PP-PE2-06	40PPV-PE9-06	40PPX-PE9-06	40PPV-PE1-04	40PPX-PE1-04	40PPV-PE3-04	40PP-PE3-04	40PPV-PE3-06	40PP-PE3-06
40PPV-SE2-04	0.42	0.58	0.45	0.78	0.45	0.6	0.43	0.79	0.42	0.58	0.45	0.78
40PP-S2-04	0.52	0.95	0.7	1	0.55	0.87	0.65	0.95	0.52	0.95	0.7	1
40PPV-SE2-06	0.43	0.63	0.5	0.89	0.62	0.5	0.45	0.95	0.43	0.63	0.5	0.89
40PP-S2-06	0.53	0.95	0.8	1.4	0.57	1	0.7	1.4	0.53	0.95	0.8	1.4
40PPV-SE3-04	0.42	0.58	0.45	0.78	0.45	0.6	0.43	0.79	0.42	0.58	0.45	0.78
40PP-S3-04	0.52	0.95	0.7	1	0.55	0.87	0.65	0.95	0.52	0.95	0.7	1
40PPV-SE3-06	0.43	0.63	0.5	0.89	0.62	0.5	0.45	0.95	0.43	0.63	0.5	0.89
40PP-S3-06	0.53	0.95	0.8	1.4	0.57	1	0.7	1.4	0.53	0.95	0.8	1.4
40PPV-SE1-04	0.41	0.65	0.5	0.81	0.48	0.74	0.45	0.8	0.41	0.65	0.5	0.81
40PP-S1-04	0.56	0.84	0.83	1.4	0.58	1.04	0.75	1.4	0.56	0.84	0.83	1.4
40PPV-SE1-06	0.43	0.7	0.5	1.03	0.7	0.48	0.45	0.97	0.43	0.7	0.5	1.03
40PP-S1-06	0.57	0.84	0.82	1.4	0.6	1.05	0.75	1.4	0.57	0.84	0.82	1.4

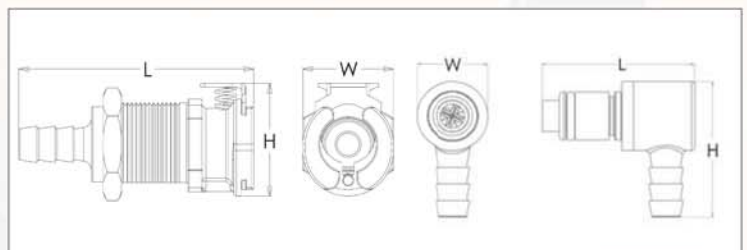
Specific coupling combination flow rates can be determined by using this formula:

$$Q = C_v \sqrt{\frac{\Delta P}{S}}$$

- Q = Flow rate in gallons per minute
- C<sub>v</sub> = Average flow rates (see chart)
- ΔP = Pressure drop across coupling (psi)
- S = Specific gravity of liquid.

	PANEL OPENING	MAX PANEL THICKNESS	MIN PANEL THICKNESS
SOCKETS	See Drawing	0.5"	0.05"
PLUGS	0.688"	0.3"	0.05"

PANEL NUT HEX SIZE	PANEL NUT THREAD
13/16"	11/16" - 24 UNS



Reference Dimensions: L = Length, W = Width, H = Height

# 40PP Series Sockets

Tubing Size 1/4" - 3/8"  
1/4" Flow Polypropylene



## MALE THREAD SOCKET

Non-Valved	Valved	Thread Size	Length	Width	Height
40PP-S1-04	40PPV-SE1-04	1/4" NPT	1.16"	.76"	1.04"
40PP-S1-04MALD	40PPV-SE1-04MALD	1/4" NPT	1.16"	.76"	1.04"
40PP-S1-06	40PPV-SE1-06	3/8" NPT	1.16"	.76"	1.04"
40PP-S1-06MALD	40PPV-SE1-06MALD	3/8" NPT	1.16"	.76"	1.04"



## IN-LINE HOSE BARB SOCKET

Non-Valved	Valved	Tube Size	Metric Tube	Length	Width	Height
40PP-S2-04	40PPV-SE2-04	1/4" ID	6.4mm ID	1.90"	.76"	1.04"
40PP-S2-04MALD	40PPV-SE2-04MALD	1/4" ID	6.4mm ID	1.90"	.76"	1.04"
40PP-S2-06	40PPV-SE2-06	3/8" ID	9.5mm ID	1.90"	.76"	1.04"
40PP-S2-06MALD	40PPV-SE2-06MALD	3/8" ID	9.5mm ID	1.90"	.76"	1.04"



## IN-LINE PTF SOCKET

Non-Valved	Valved	Tube Size	Metric Tube	Length	Width	Height
40PP-S9-06	40PPV-SE9-06	3/8" OD, 1/4" ID	9.5mm OD, 6.4mm ID	1.95"	.76"	1.04"
40PP-S9-06MALD	40PPV-SE9-06MALD	3/8" OD, 1/4" ID	9.5mm OD, 6.4mm ID	1.95"	.76"	1.04"



## PANEL MOUNT HOSE BARB SOCKET

Non-Valved	Valved	Tube Size	Metric Tube	Length	Width	Height
40PP-S3-04	40PPV-SE3-04	1/4" ID	6.4mm ID	1.90"	.86"	1.04"
40PP-S3-04MALD	40PPV-SE3-04MALD	1/4" ID	6.4mm ID	1.90"	.86"	1.04"
40PP-S3-06	40PPV-SE3-06	3/8" ID	9.5mm ID	1.90"	.86"	1.04"
40PP-S3-06MALD	40PPV-SE3-06MALD	3/8" ID	9.5mm ID	1.90"	.86"	1.04"



## PANEL MOUNT PTF SOCKET

Non-Valved	Valved	Tube Size	Metric Tube	Length	Width	Height
40PP-S8-06	40PPV-SE8-06	3/8" OD, 1/4" ID	9.5mm OD, 6.4mm ID	1.95"	.86"	1.04"
40PP-S8-06MALD	40PPV-SE8-06MALD	3/8" OD, 1/4" ID	9.5mm OD, 6.4mm ID	1.95"	.86"	1.04"

\*MALD denotes Almond coupling color.



Available in Modern Cool Grey  
and Legacy Almond Color.

Tubing Size 1/4" - 3/8"  
1/4" Flow Polypropylene

# 40PP Series Plugs



MALE THREAD PLUG						
Non-Valved	Valved	Thread Size	L(nv/v)	Width	Height	
40PPX-PE1-04	40PPV-PE1-04	1/4" NPT	1.50"/1.65"	.63"	.63"	
40PPX-PE1-04MALD	40PPV-PE1-04MALD	1/4" NPT	1.50"/1.65"	.63"	.63"	



IN-LINE HOSE BARB PLUG						
Non-Valved	Valved	Tube Size	Metric Tube	L(nv/v)	Width	Height
40PP-PE2-04	40PPV-PE2-04	1/4" ID	6.4mm ID	1.25"/1.94"	.70"	.70"
40PP-PE2-04MALD	40PPV-PE2-04MALD	1/4" ID	6.4mm ID	1.25"/1.94"	.70"	.70"
40PP-PE2-06	40PPV-PE2-06	3/8" ID	9.5mm ID	1.25"/1.83"	.70"	.70"
40PP-PE2-06MALD	40PPV-PE2-06MALD	3/8" ID	9.5mm ID	1.25"/1.83"	.70"	.70"



IN-LINE PTF PLUG						
Non-Valved	Valved	Tube Size	Metric Tube	L(nv/v)	Width	Height
40PPX-PE9-06	40PPV-PE9-06	3/8" OD, 1/4" ID	9.5mm OD, 6.4mm ID	1.68"/1.83"	.63"	.63"
40PPX-PE9-06MALD	40PPV-PE9-06MALD	3/8" OD, 1/4" ID	9.5mm OD, 6.4mm ID	1.68"/1.83"	.63"	.63"



PANEL MOUNT HOSE BARB PLUG						
Non-Valved	Valved	Tube Size	Metric Tube	L(nv/v)	Width	Height
40PP-PE3-04	40PPV-PE3-04	1/4" ID	6.4mm ID	1.85"/2.00"	.75"	.75"
40PP-PE3-04MALD	40PPV-PE3-04MALD	1/4" ID	6.4mm ID	1.85"/2.00"	.75"	.75"
40PP-PE3-06	40PPV-PE3-06	3/8" ID	9.5mm ID	1.85"/2.00"	.75"	.75"
40PP-PE3-06MALD	40PPV-PE3-06MALD	3/8" ID	9.5mm ID	1.85"/2.00"	.75"	.75"



ELBOW HOSE BARB PLUG						
Non-Valved	Valved	Tube Size	Metric Tube	L(nv/v)	Width	Height
40PPX-PE4-04	40PPV-PE4-04	1/4" ID	6.4mm ID	1.20"/1.35"	.63"	1.30"
40PPX-PE4-04MALD	40PPV-PE4-04MALD	1/4" ID	6.4mm ID	1.20"/1.35"	.63"	1.30"
40PPX-PE4-06	40PPV-PE4-06	3/8" ID	9.5mm ID	1.20"/1.35"	.63"	1.30"
40PPX-PE4-06MALD	40PPV-PE4-06MALD	3/8" ID	9.5mm ID	1.20"/1.35"	.63"	1.30"



ELBOW PTF PLUG						
Non-Valved	Valved	Tube Size	Metric Tube	L(nv/v)	Width	Height
40PPX-PE10-06	40PPV-PE10-06	3/8" OD, 1/4" ID	9.5mm OD, 6.4mm ID	1.20"/1.35"	.63"	1.30"
40PPX-PE10-06MALD	40PPV-PE10-06MALD	3/8" OD, 1/4" ID	9.5mm OD, 6.4mm ID	1.20"/1.35"	.63"	1.30"

\*MALD denotes Almond coupling color.

Available in Modern Cool Grey  
and Legacy Almond Color.

