






1/4" BRASS & STEEL BODY INDUSTRIAL INTERCHANGE (HANSEN) COUPLERS & PLUGS


Interstate Pneumatics Industrial Interchange series Quick Disconnect Couplers and Plugs are manufactured to conform with MIL-C41 09 and ANSI/(NFPA) T3.20.1 4-1990 requirements, and are interchangeable with Industrial Interchange Couplers and Plugs produced by other manufacturers. Precision machined bar stock construction provides resistance to the effects of mechanical shock in rugged applications.

SALIENT FEATURES:

Plug Body	Couplers Body	Sleeve	Springs	Locking Balls	Seals	SCFM @ 100 PSI	Temperature
Steel Hardened & Zinc plated	Brass/Steel Zinc plated	Steel Hardened & Zinc plated	AISI-301 Stainless Steel	AISI-E52100 Stainless Steel	Buna-N (Nitrile)	30 - 35	-40°F to +212°F

Following is the list of available models along with the thread sizes:

END FITTING (FPT)	MODEL	NPT SIZE	END FITTING (MPT)	MODEL	NPT SIZE
	CH420B Brass	1/8"		CH421B Brass	1/8"
	CH440B Brass	1/4"		CH441B Brass	1/4"
	CH440BS Narrow profile 6 bearing design Brass	1/4"		CH441BS Narrow profile 6 bearing design Brass	1/4"
	CH460B Brass	3/8"		CH461B Brass	3/8"
	CH440 Steel	1/4"		CH441 Steel	1/4"

END FITTING (BARB)	MODEL	BARB SIZE	END FITTING (EASY-LOCK)	MODEL	BARB SIZE
	CH443B Brass	1/4"		CH445B Brass	1/4"
	CH463B Brass	3/8"		CH465B Brass	3/8"
				CH465 Steel	3/8"

All of the coupler plugs pictured on next page have the same body plug size and configuration, designed to precision fit all of the above couplers. The 1/4" body size Industrial Interchange series Coupler Plugs can be used with the **Interstate Pneumatic** Universal Couplers.