

Tubing Size 1/16" - 1/4"  
1/8" Flow Acetal (POM)

# 20AC Series Couplings

These 1/8" flow size couplings are produced in a durable natural Acetal (POM) thermoplastic. They are resistant to most mild chemicals and are manufactured to be trouble free for many years of service. They are intuitive to use and make an audible click when coupled. 20AC couplings interconnect with all other 20PP and 20CB Series couplings as well as other similar industry thumb-latch type couplings.



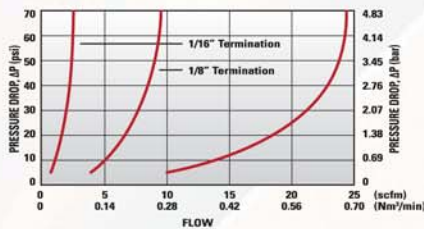
**Performance Ratings:**

- Operating Pressure: Vacuum to 120psi; (8.3bar)
- Temperature: -40°F to 180°F; (-40°C to 82°C)
- Flow Capacity: 1/8" Size

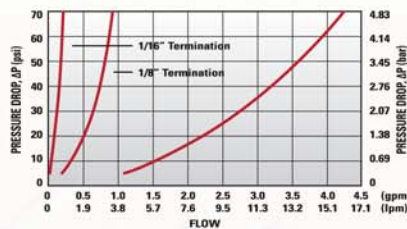
**Materials & Construction:**

- Bodies & Terminations: Acetal (POM)
- Internal Valves: Acetal (POM)
- Internal Valve Springs: 316 Stainless Steel
- O-rings: FDA & NSF Grade Buna-N (others available)
- Thumb-latch: Stainless Steel
- External Springs & Pins: Stainless Steel

**20AC Series Air Flow**



**20AC Series Water Flow**



**FLOW RATES**

The data below shows liquid flow rates for LinkTech couplings. Each coupling combination was tested at 70°F (21°C).

**C<sub>v</sub> Values for 20AC Series Couplings**

	20ACV-PB2-01	20AC-PB2-01	20ACV-PB2-02	20AC-PB2-02	20ACV-PB2-03	20AC-PB2-03	20ACV-PB2-04	20AC-PB2-04	20ACV-PB9-04	20AC-PB9-04	20ACV-PB1-02	20AC-PB1-02	20ACV-PB1-04	20AC-PB1-04	20ACV-PB4-04	20AC-PB4-04
<b>SOCKETS</b>																
20ACV-SB2-01	0.02	0.02	0.03	0.03	0.03	0.03	0.03	0.03	0.03	0.03	0.03	0.03	0.03	0.03	0.03	0.03
20AC-S2-01	0.02	0.03	0.03	0.03	0.03	0.03	0.03	0.03	0.03	0.03	0.03	0.03	0.03	0.03	0.03	0.03
20ACV-SB2-04	0.03	0.03	0.16	0.22	0.16	0.22	0.21	0.26	0.17	0.23	0.19	0.25	0.21	0.25	0.24	0.27
20AC-S2-04	0.03	0.03	0.18	0.24	0.19	0.26	0.23	0.45	0.24	0.33	0.2	0.45	0.24	0.38	0.27	0.45
20ACV-SB3-02	0.03	0.03	0.14	0.17	0.14	0.18	0.15	0.19	0.15	0.19	0.18	0.18	0.15	0.18	0.15	0.19
20AC-S3-02	0.03	0.03	0.14	0.19	0.14	0.2	0.15	0.27	0.15	0.24	0.15	0.27	0.18	0.28	0.16	0.27
20ACV-SB3-04	0.03	0.03	0.16	0.22	0.16	0.22	0.21	0.26	0.17	0.23	0.19	0.26	0.21	0.26	0.16	0.25
20AC-S3-04	0.03	0.03	0.18	0.25	0.19	0.27	0.23	0.45	0.23	0.34	0.2	0.45	0.25	0.45	0.26	0.45
20ACV-SB8-04	0.03	0.03	0.16	0.2	0.16	0.21	0.17	0.22	0.17	0.21	0.17	0.21	0.17	0.21	0.18	0.22
20AC-S8-04	0.03	0.03	0.16	0.25	0.17	0.3	0.18	0.4	0.18	0.4	0.16	0.4	0.18	0.36	0.21	0.4
20ACV-SB1-02	0.03	0.03	0.16	0.24	0.17	0.25	0.2	0.28	0.18	0.27	0.2	0.26	0.2	0.29	0.24	0.26
20AC-S1-02	0.03	0.03	0.16	0.25	0.17	0.3	0.19	0.5	0.18	0.4	0.2	0.5	0.2	0.5	0.24	0.5
20ACV-SB1-04	0.03	0.03	0.17	0.25	0.18	0.25	0.23	0.3	0.19	0.3	0.21	0.27	0.23	0.28	0.24	0.29
20AC-S1-04	0.03	0.03	0.18	0.26	0.19	0.3	0.24	0.5	0.21	0.4	0.2	0.5	0.25	0.51	0.26	0.5

Specific coupling combination flow rates can be determined by using this formula:

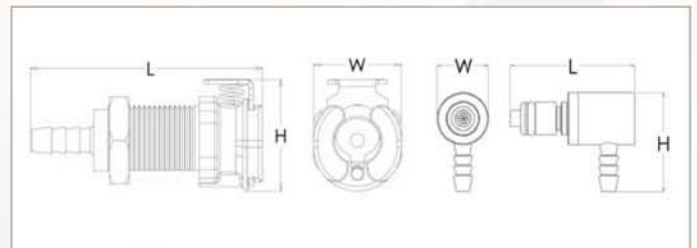
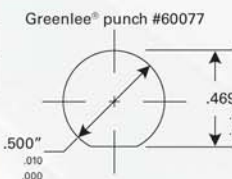
$$Q = C_v \sqrt{\frac{\Delta P}{S}}$$

Q = Flow rate in gallons per minute  
 C<sub>v</sub> = Average flow rates (see chart)  
 ΔP = Pressure drop across coupling (psi)  
 S = Specific gravity of liquid.

**Panel Mount Dimensions**

	PANEL OPENING	MAX PANEL THICKNESS	MIN PANEL THICKNESS
<b>SOCKETS</b>	Per Drawing	0.5"	0.05"
<b>PLUGS</b>	0.5"	0.3"	0.05"

PANEL NUT HEX SIZE	PANEL NUT THREAD
5/8"	1/2" - 24UNS



Reference Dimensions: L = Length, W = Width, H = Height


# 20AC Series Sockets

Tubing Size 1/16" - 1/4"  
1/8" Flow Acetal (POM)




**MALE THREAD SOCKET**

Non-Valved	Valved	Thread Size	Length	Width	Height
20AC-S1-02	20ACV-SB1-02	1/8" NPT	1.00"	.62"	.80"
20AC-S1-02BSPT	20ACV-SB1-02BSPT	1/8" BSPT	1.00"	.62"	.80"
20AC-S1-04	20ACV-SB1-04	1/4" NPT	1.00"	.62"	.80"
20AC-S1-04BSPT	20ACV-SB1-04BSPT	1/4" BSPT	1.00"	.62"	.80"
N/A	20ACV-SB1-02UT	1/8" UT	.97"	.62"	.80"




**IN-LINE HOSE BARB SOCKET**

Non-Valved	Valved	Tube Size	Metric Tube	Length	Width	Height
20AC-S2-01	20ACV-SB2-01	1/16" ID	1.6mm ID	1.42"	.62"	.80"
20AC-S2-02	20ACV-SB2-02	1/8" ID	3.2mm ID	1.65"	.62"	.80"
20AC-S2-03	20ACV-SB2-03	3/16" ID	4.8mm ID	1.80"	.62"	.80"
20AC-S2-04	20ACV-SB2-04	1/4" ID	6.4mm ID	1.80"	.62"	.80"



**IN-LINE PTF SOCKET**

Non-Valved	Valved	Tube Size	Metric Tube	Length	Width	Height
20AC-S9-025	20ACV-SB9-025	5/32" OD, .10" ID	4.0mm OD, 2.5mm ID	1.65"	.62"	.80"
20AC-S9-04	20ACV-SB9-04	1/4" OD, .17" ID	6.4mm OD, 4.3mm ID	1.75"	.62"	.80"




**PANEL MOUNT HOSE BARB SOCKET**

Non-Valved	Valved	Tube Size	Metric Tube	Length	Width	Height
20AC-S3-01	20ACV-SB3-01	1/16" ID	1.6mm ID	1.40"	.62"	.80"
20AC-S3-02	20ACV-SB3-02	1/8" ID	3.2mm ID	1.65"	.62"	.80"
20AC-S3-03	20ACV-SB3-03	3/16" ID	4.8mm ID	1.80"	.62"	.80"
20AC-S3-04	20ACV-SB3-04	1/4" ID	6.4mm ID	1.80"	.62"	.80"



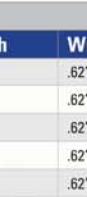
**PANEL MOUNT H.B. GASKET SEAL SOCKET (GASKET SOLD SEPARATELY)**

Non-Valved	Valved	Tube Size	Metric Tube	Length	Width	Height
20AC-S3-01GS	20ACV-SB3-01GS	1/16" ID	1.6mm ID	1.40"	.62"	.80"
20AC-S3-02GS	20ACV-SB3-02GS	1/8" ID	3.2mm ID	1.65"	.62"	.80"
20AC-S3-03GS	20ACV-SB3-03GS	3/16" ID	4.8mm ID	1.80"	.62"	.80"
20AC-S3-04GS	20ACV-SB3-04GS	1/4" ID	6.4mm ID	1.80"	.62"	.80"



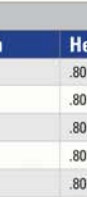
**PANEL MOUNT PTF SOCKET**

Non-Valved	Valved	Tube Size	Metric Tube	Length	Width	Height
20AC-S8-025	20ACV-SB8-025	5/32" OD, .10" ID	4.0mm OD, 2.5mm ID	1.70"	.62"	.80"
20AC-S8-04	20ACV-SB8-04	1/4" OD, .17" ID	6.4mm OD, 4.3mm ID	1.72"	.62"	.80"



**PANEL MOUNT PTF GASKET SEAL SOCKET (GASKET SOLD SEPARATELY)**

Non-Valved	Valved	Tube Size	Metric Tube	Length	Width	Height
20AC-S8-025GS	20ACV-SB8-025GS	5/32" OD, .10" ID	4.0mm OD, 2.5mm ID	1.70"	.62"	.80"
20AC-S8-04GS	20ACV-SB8-04GS	1/4" OD, .17" ID	6.4mm OD, 4.3mm ID	1.72"	.62"	.80"



**ELBOW HOSE BARB SOCKET**

Non-Valved	Valved	Tube Size	Metric Tube	Length	Width	Height
20AC-S4-02	20ACV-SB4-02	1/8" ID	3.2mm ID	1.3"	.63"	1.3"
20AC-S4-04	20ACV-SB4-04	1/4" ID	6.4mm ID	1.3"	.63"	1.3"



**ELBOW PTF SOCKET**

Non-Valved	Valved	Tube Size	Metric Tube	Length	Width	Height
20AC-S10-04	20ACV-SB10-04	1/4" OD, .17" ID	6.4mm OD, 4.3mm ID	1.3"	.63"	1.2"



**PANEL MOUNT SEALING GASKET**


Part No.	Material	Diameter	Thickness
C11040	Buna-N	.70" OD	.080"
C11105	EPDM	.70" OD	.080"

Tubing Size 1/16" - 1/4"  
1/8" Flow Acetal (POM)


# 20AC Series Plugs




MALE THREAD PLUG						
Non-Valved	Valved	Thread Size	L(nv/v)	Width	Height	
20AC-PB1-02	20ACV-PB1-02	1/8" NPT	1.03"/1.36"	.50"	.50"	
20AC-PB1-02BSPT	20ACV-PB1-02BSPT	1/8" BSPT	1.03"/1.36"	.50"	.50"	
20AC-PB1-04	20ACV-PB1-04	1/4" NPT	1.13"/1.39"	.56"	.56"	
20AC-PB1-04BSPT	20ACV-PB1-04BSPT	1/4" BSPT	1.13"/1.39"	.56"	.56"	




IN-LINE HOSE BARB PLUG						
Non-Valved	Valved	Tube Size	Metric Tube	L(nv/v)	Width	Height
20AC-PB2-01	20ACV-PB2-01	1/16" ID	1.6mm ID	.80"/1.48"	.55"	.55"
20AC-PB2-02	20ACV-PB2-02	1/8" ID	3.2mm ID	.97"/1.65"	.55"	.55"
20AC-PB2-03	20ACV-PB2-03	3/16" ID	4.8mm ID	1.12"/.80"	.55"	.55"
20AC-PB2-04	20ACV-PB2-04	1/4" ID	6.4mm ID	1.12"/.80"	.55"	.55"




IN-LINE PTF PLUG						
Non-Valved	Valved	Tube Size	Metric Tube	L(nv/v)	Width	Height
20AC-PB9-025	20ACV-PB9-025	5/32" OD, .10" ID	4.0mm OD, 2.5mm ID	1.15"/1.65"	.62"	.80"
20AC-PB9-04	20ACV-PB9-04	1/4" OD, .17" ID	6.4mm OD, 4.3mm ID	1.15"/1.57"	.62"	.80"




ELBOW HOSE BARB PLUG						
Non-Valved	Valved	Tube Size	Metric Tube	L(nv/v)	Width	Height
20AC-PB4-02	20ACV-PB4-02	1/8" ID	3.2mm ID	.86"/1.19"	.50"	.95"
20AC-PB4-04	20ACV-PB4-04	1/4" ID	6.4mm ID	.98"/1.19"	.50"	1.10"



ELBOW PTF PLUG						
Non-Valved	Valved	Tube Size	Metric Tube	L(nv/v)	Width	Height
20AC-PB10-025	20ACV-PB10-025	5/32" OD, .10" ID	4.0mm OD, 2.5mm ID	1.09"/1.20"	.50"	.99"
20AC-PB10-04	20ACV-PB10-04	1/4" OD, .17" ID	6.4mm OD, 4.3mm ID	1.09"/1.20"	.50"	1.02"



PANEL MOUNT HOSE BARB PLUG						
Non-Valved	Valved	Tube Size	Metric Tube	L(nv/v)	Width	Height
20AC-PB3-01	20ACV-PB3-01	1/16" ID	1.6mm ID	1.37"/1.47"	.62"	.62"
20AC-PB3-02	20ACV-PB3-02	1/8" ID	3.2mm ID	1.60"/1.70"	.62"	.62"
20AC-PB3-03	20ACV-PB3-03	3/16" ID	4.8mm ID	1.77"/1.87"	.62"	.62"
20AC-PB3-04	20ACV-PB3-04	1/4" ID	6.4mm ID	1.76"/1.86"	.62"	.62"



PANEL MOUNT PTF PLUG						
Non-Valved	Valved	Tube Size	Metric Tube	L(nv/v)	Width	Height
20AC-PB8-04	20ACV-PB8-04	1/4" OD, .17" ID	6.4mm OD, 4.3mm ID	1.69"/1.79"	.62"	.62"