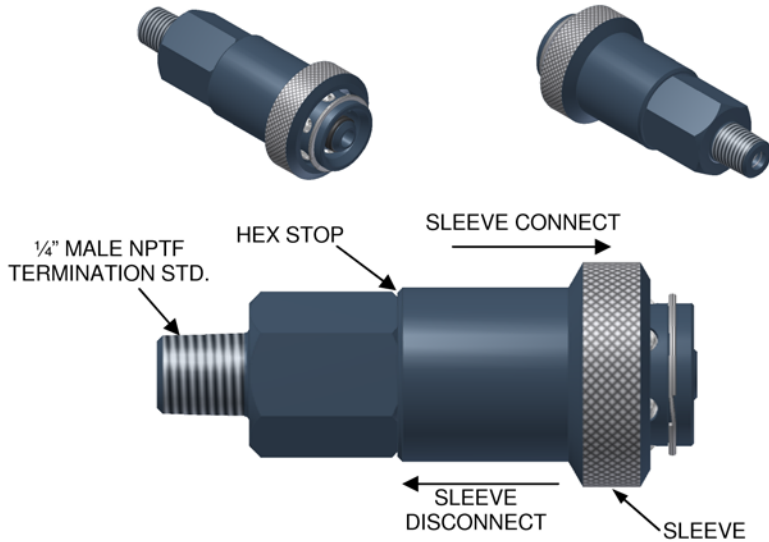


OPERATING INSTRUCTIONS

XT[®] Series Connectors

DESCRIPTION:

Instant Sleeve-Action Connections for Expanded Tubes to 625 psi.



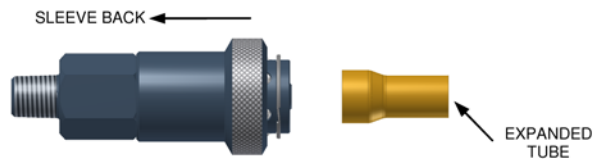
Please thoroughly read the instructions prior to operating the connector. The XT[®] is designed to provide a safe, reliable leak-tight seal and connection when properly maintained and operated.

- The connector is designed to mate with a specific application. Verify the application prior to the introduction of pressure or processing. Use only in a safe environment. Safety chains and guards are recommended for all applications.
- Connectors are NOT designed for permanent connections and are for temporary connections only.


DO NOT EXCEED pressure rating as marked on connector or corresponding literature.

OPERATION:

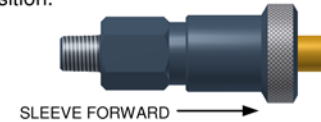
1. TO CONNECT TO TUBE: Pull sleeve back against hex to open up locking mechanism.



2. Insert tube until it rests against the internal stop.



3. Push forward on sleeve until it clicks into locked position.



WARNING: Tug on the connector to assure proper engagement and gripping of the tube before introduction of pressurized media.

4. TO DISCONNECT FROM TUBE: Deactivate test pressure and push entire connector forward to release locking mechanism. Then while holding the connector forward, pull sleeve back to the hex and disconnect from tube.



WARNING: Media and pressure will be vented during the disconnect operation. Do not attempt to disconnect unless safe conditions are met.

CONNECTOR MAINTENANCE:

- A daily, weekly and periodic inspection of the connector by competent person is recommended.
 - User must establish a regular interval for maintenance as determined by the user media and operational environment.
 - Periodically inspect connector and seal for wear, damage and proper operation.
- Use only original **FasTest** spare parts that are designed for the application and are subject to strict quality control. See warranty.
- Difficulty of operation after continual use indicates need for lubrication or other maintenance.
- Lubricate on regular intervals under normal operating conditions. Lubrication should be compatible with user application.

FasTest, Inc. Product Warranty

FasTest, Inc. warrants its products against defects of workmanship and/or material for 12 months from the date of the sale by FasTest, Inc. This warranty is void if the product is misused, tampered with or used in a manner that is not in accordance with FasTest, Inc. recommendations and/or instructions. FasTest, Inc. is not liable for consequential or other damages including, but not limited to, loss, damage, personal injury, or any other expense directly or indirectly arising from the use of or inability to use its products either separately or in combination with other products. **ALL OTHER WARRANTIES EXPRESSED OR IMPLIED, WHETHER ORAL OR WRITTEN, INCLUDING BUT NOT LIMITED TO WARRANTIES OF MERCHANTABILITY OR FITNESS FOR A PARTICULAR PURPOSE ARE EXPRESSLY EXCLUDED.**

Remedy under this warranty is limited to replacement of the product or an account credit in the amount of the original selling price, at the option on FasTest, Inc. All allegedly defective products must be returned prepaid transportation to FasTest, Inc. along with information describing the products performance, unless disposition in the field is authorized in writing by FasTest, Inc.

XT[®]

GTEK AUTOMATION
26212 Dimension Drive, Suite 150
Lake Forest, CA 92630
Ph. 949-680-4242
www.gtek-automation.com