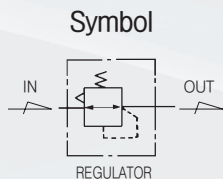


PR2 Series

Air Regulators 1/8" and 1/4"

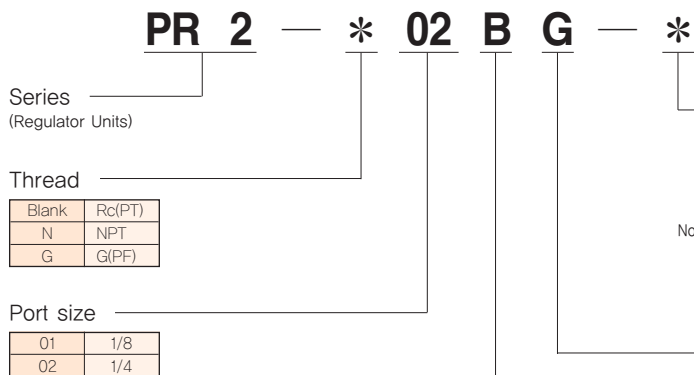


Standard Specifications

Fluid	Air	
Max. operating pressure (MPa)	1.0(140psi)	
Proof pressure (MPa)	1.5(200psi)	
Set pressure range (MPa)	Standard	0.05 ~ 1.0(7~140psi)
	Made to order specifications	0.05 ~ 0.2(7~30psi) 0.05 ~ 0.4(7~60psi)
Ambient and fluid temperature (°C)	-5~60(23~140°F) (Non-freezing)	
Flow capacity ※ (Nℓ /min)	1/8"	1,300(46scfm)
	1/4"	1,700(60scfm)
Construction	Relieving style	
Port size for pressure gauge (Rc (PT), NPT)	1/8"	
Weight (kg)	0.18(0.4lb)	

※ Test conditions : Supply pressure 0.7 MPa(100psi), Set pressure 0.6 MPa(90psi)

How to order



Other Options

Blank	Set at 0 to 1.0 MPa(140psi), Standard		
2	Set at 0 to 0.2 MPa(30psi)	R	Flow direction : Right → Left
4	Set at 0 to 0.4 MPa(60psi)	T	Tamper Resistant Kit
E	Non-relieving type	XC16	Copper-free
K	Built-in Check Valve		

Note1)

Note1) Refer to page 85 for Built-in Check valve, Tamper resistant kit,
 *If ordering more than one option, indicate symbols numerically then alphabetically Ex) 2EK
 *Over Max. pressure value can be set.

Note1,2)

Pressure Gauge

Symbol	Description	Pressure range
Blank	No-gauge	
G	Integral pressure gauge (W/Limit Indicator)	1,0MPa(140psi)
P	Pressure gauge	1,0MPa(140psi)
P2	Pressure gauge	0,2MPa(30psi)
P4	Pressure gauge	0,4MPa(60psi)

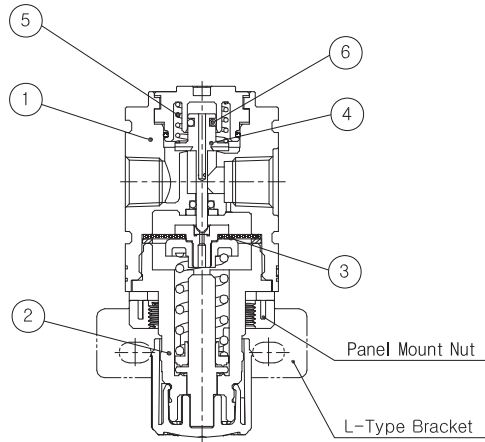
Bracket Options

Blank	None
B	Bracket + Panel nut
B1	Panel nut

Note2)

Note2) Separately packed, Not assembled.

Construction



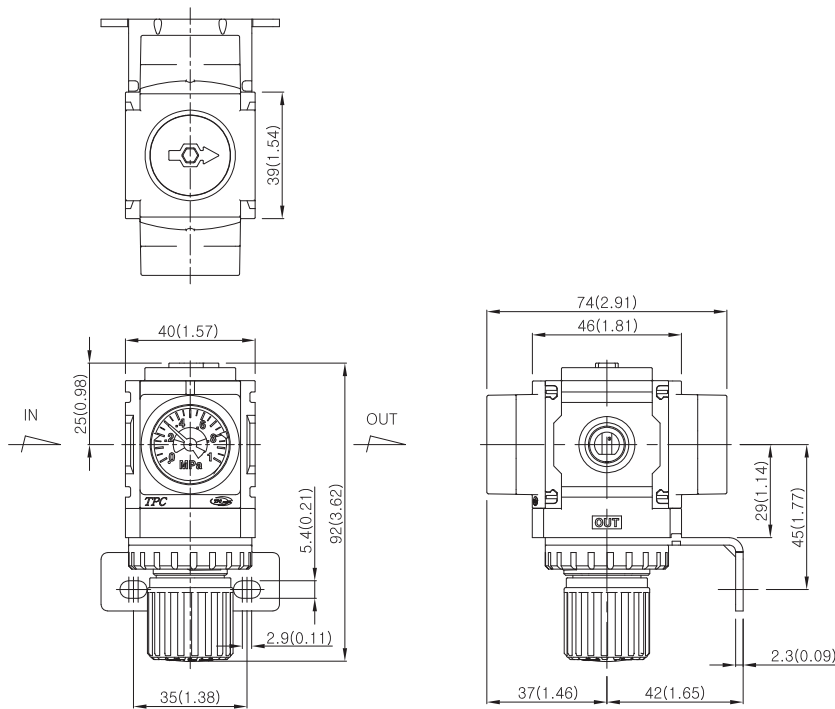
Main Parts / Parts List

No.	Description	Material	Remarks
①	Body	Aluminum	
②	Bonnet	Nylon	

Replacement Parts / Parts List

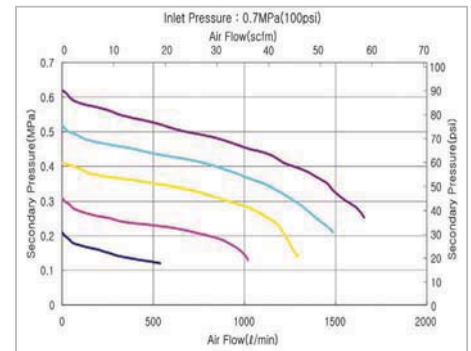
No.	Description	Material	Part No.
③	Diaphragm Ass'y	Nylon+NBR	PR2-11A001-01
④	Valve Ass'y	Brass+NBR	PR2-08-001-01
⑤	Valve Spring	Stainless steel	PR2-14-001-01
⑥	Valve O-ring	NBR	P4-01

Dimensions

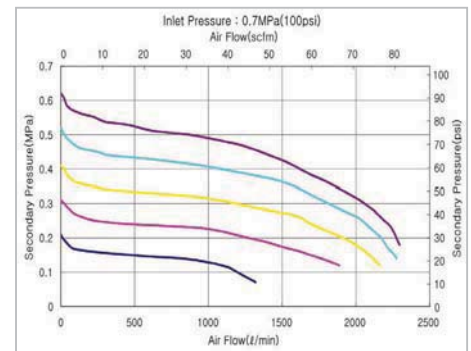


Flow Characteristics

▶ 1/8" PR2

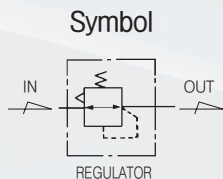


▶ 1/4" PR2



PR3 Series

Air Regulators 1/4" and 3/8"

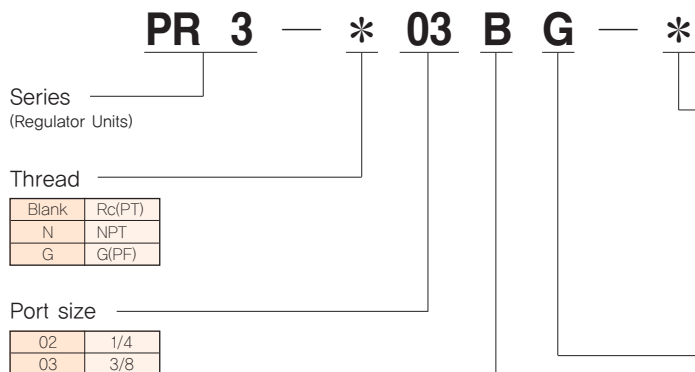


Standard Specifications

Fluid	Air	
Max. operating pressure (MPa)	1.0(140psi)	
Proof pressure (MPa)	1.5(200psi)	
Set pressure range (MPa)	Standard	0.05 ~ 1.0(7~140psi)
	Made to order specifications	0.05 ~ 0.2(7~30psi)
		0.05 ~ 0.4(7~60psi)
		0.05 ~ 1.2(7~170psi)
Ambient and fluid temperature (°C)	-5~60(23~140°F) (Non-freezing)	
Flow capacity ※ (Nℓ/min)	1/4"	2,500(88scfm)
	3/8"	3,200(113scfm)
Construction	Relieving style	
Port size for pressure gauge (Rc (PT), NPT)	1/8"	
Weight (kg)	0.32(0.71lb)	

※ Test conditions : Supply pressure 0.7 MPa(100psi), Set pressure 0.6 MPa(90psi)

How to order



Other Options

Blank	Set at 0 to 1.0 MPa(140psi), Standard		
2	Set at 0 to 0.2 MPa(30psi)	K	Built-in Check Valve
4	Set at 0 to 0.4 MPa(60psi)	R	Flow direction : Right → Left
12	Set at 0 to 1.2 MPa(170psi)	T	Tamper Resistant Kit
E	Non-relieving type	XC16	Copper-free

Note1)

Note1,2)

Note1) Refer to page 85 for Built-in Check valve, Tamper resistant kit,
 * If ordering more than one option, indicate symbols numerically then alphabetically Ex) 2EK
 * Over Max. pressure value can be set.

Pressure Gauge

Symbol	Description	Pressure range
Blank	None	
G	Integral pressure gauge (W/Limit Indicator)	1,0MPa(140psi)
P	Pressure gauge	1,0MPa(140psi)
P2	Pressure gauge	0,2MPa(30psi)
P4	Pressure gauge	0,4MPa(60psi)

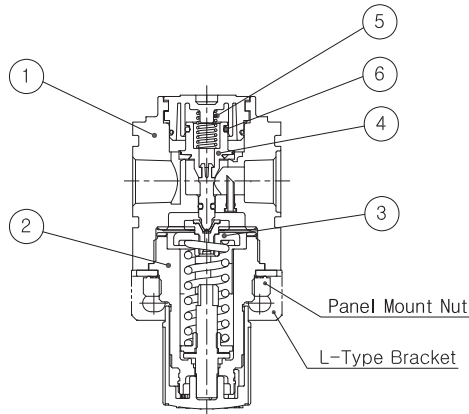
Bracket Options

Blank	None
B	Bracket + Panel nut
B1	Panel nut

Note2)

Note2) Separately packed, Not assembled.

Construction



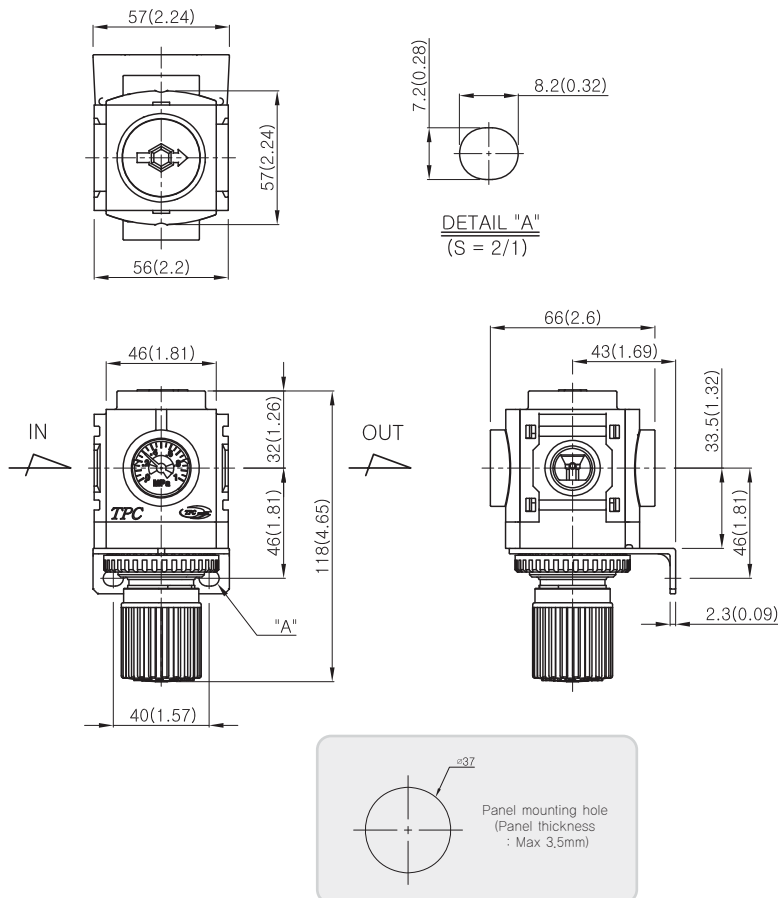
Main Parts / Parts List

No.	Description	Material	Remarks
①	Body	Aluminum	
②	Bonnet	Nylon	

Replacement Parts / Parts List

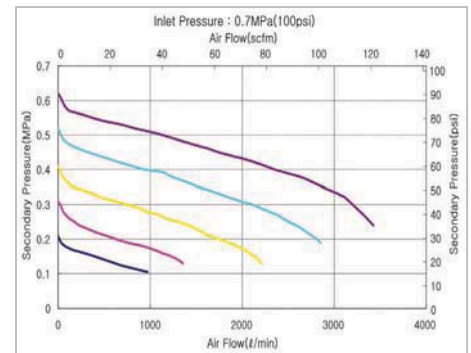
No.	Description	Material	Part No.
③	Diaphragm Ass'y	Nylon+NBR	PR3-11A001-01
④	Valve Ass'y	Nylon+NBR	PR4-08A001-01
⑤	Valve Spring	Stainless steel	PR3-14-001-01
⑥	Valve O-ring	NBR	PR3-04-001-01

Dimensions

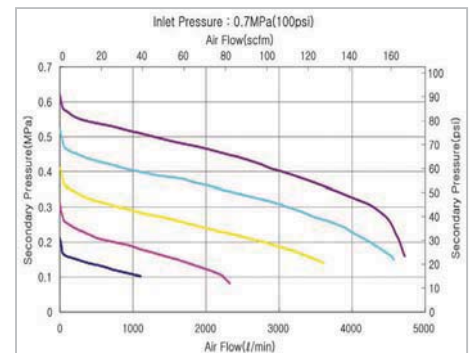


Flow Characteristics

▶ 1/4" PR3

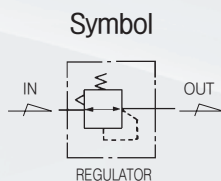


▶ 3/8" PR3



PR4 Series

Air Regulators 3/8" and 1/2"

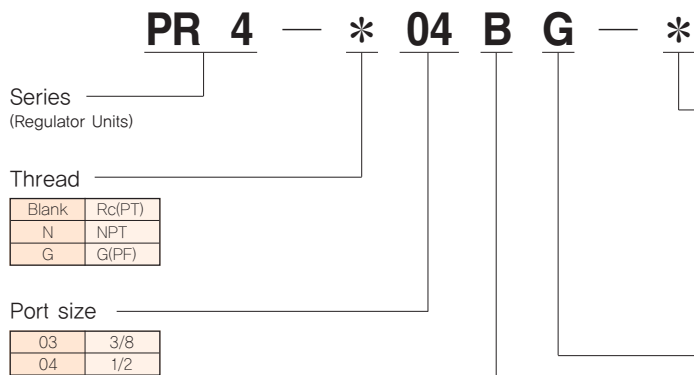


Standard Specifications

Fluid	Air	
Max. operating pressure (MPa)	1.0(140psi)	
Proof pressure (MPa)	1.5(200psi)	
Set pressure range (MPa)	Standard	0.05~1.0(7~140psi)
	Made to order specifications	0.05~0.2(7~30psi) 0.05~0.4(7~60psi) 0.05~1.5(7~200psi)
Ambient and fluid temperature (°C)	-5~60(23~140°F) (Non-freezing)	
Flow capacity ※ (Nℓ /min)	3/8 "	5,100(180scfm)
	1/2 "	7,700(272scfm)
Construction	Relieving style	
Port size for pressure gauge (Rc (PT), NPT)	1/8 "	
Weight (kg)	0.56(1.23lb)	

※ Test conditions : Supply pressure 0.7 MPa(100psi), Set pressure 0.6 MPa(90psi)

How to order



Bracket Options

Blank	None	Note2)
B	Bracket + Panel nut	
B1	Panel nut	

Note2) Separately packed, Not assembled.

Other Options

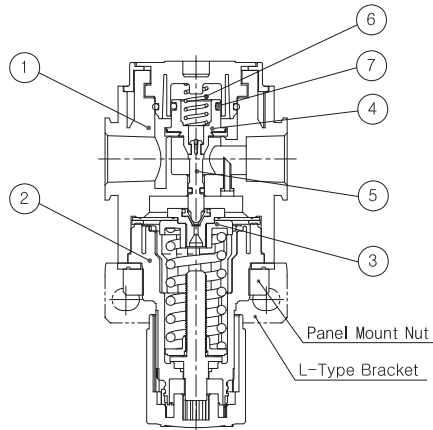
Blank	Set at 0 to 1.0 MPa(140psi), Standard			Note1)
2	Set at 0 to 0.2 MPa(30psi)	K	Built-in Check Valve	
4	Set at 0 to 0.4 MPa(60psi)	R	Flow direction : Right → Left	Note1,2)
15	Set at 0 to 1.5 MPa(200psi)	T	Tamper Resistant Kit	
E	Non-relieving type	XC16	Copper-free	

Note1) Refer to page 85 for Built-in Check valve, Tamper resistant kit,
 *If ordering more than one option, indicate symbols numerically then alphabetically Ex) 2EK
 *Over Max. pressure value can be set.

Pressure Gauge

Symbol	Description	Pressure range
Blank	None	
G	Integral pressure gauge (W/Limit Indicator)	1,0MPa(140psi)
P	Pressure gauge	1,0MPa(140psi)
P2	Pressure gauge	0,2MPa(30psi)
P4	Pressure gauge	0,4MPa(60psi)

Construction



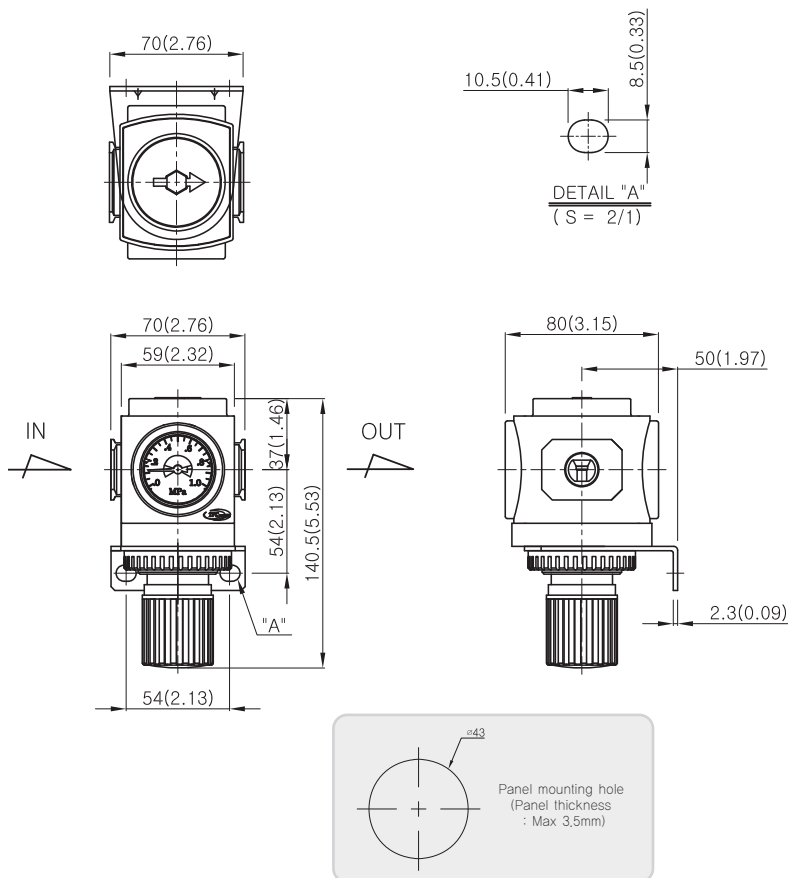
Main Parts / Parts List

No.	Description	Material	Remarks
①	Body	Aluminum	
②	Bonnet	Nylon	

Replacement Parts / Parts List

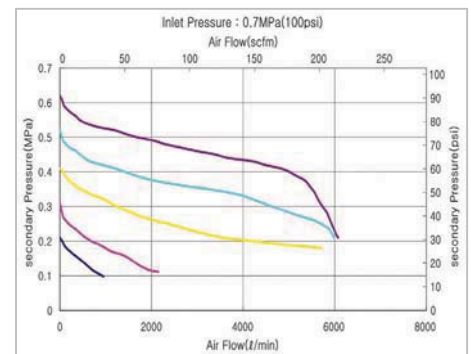
No.	Description	Material	Part No.
③	Diaphragm Ass'y	Nylon+NBR	PR4-11A001-01
④	Valve Ass'y	Nylon+NBR	PR4-08A001-01
⑤	Valve Stem	Nylon	PR4-09-001-01
⑥	Valve Spring	Stainless steel	PR4-14-001-01
⑦	Valve O-ring	NBR	P15-01

Dimensions

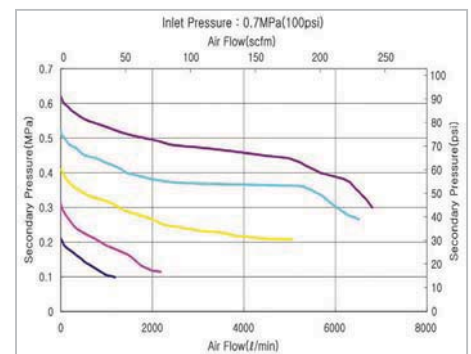


Flow Characteristics

▶ 3/8" PR4

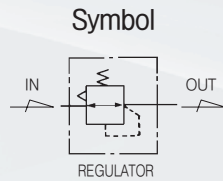


▶ 1/2" PR4



PR5 Series

Air Regulators 3/4" and 1"

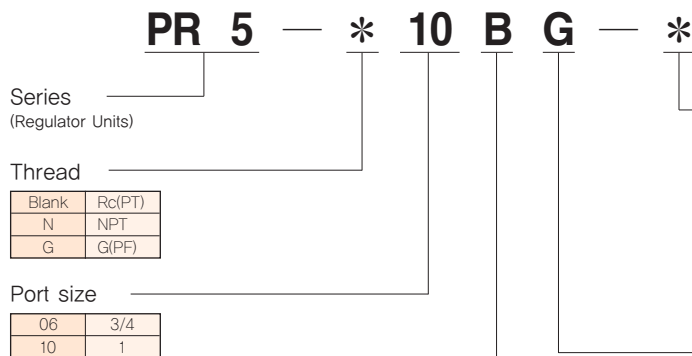


Standard Specifications

Fluid	Air	
Max. operating pressure (MPa)	1.0(140psi)	
Proof pressure (MPa)	1.5(200psi)	
Set pressure range (MPa)	Standard	0.05 ~ 1.0(7~140psi)
	Made to order specifications	0.05 ~ 0.2(7~30psi) 0.05 ~ 0.4(7~60psi) 0.05 ~ 1.5(7~200psi)
Ambient and fluid temperature (°C)	-5~60(23~140°F) (Non-freezing)	
Flow capacity ※ (Nℓ /min)	3/4"	8,200(290scfm)
	1"	8,300(293scfm)
Construction	Relieving style	
Port size for pressure gauge (Rc (PT), NPT)	1/8"	
Weight (kg)	1.46(3.22lb)	

※ Test conditions : Supply pressure 0.7 MPa(100psi), Set pressure 0.6 MPa(90psi)

How to order



Bracket Options

Blank	None	Note2)
B	Bracket + Panel nut	
B1	Panel nut	

Note2) Separately packed, Not assembled.

Other Options

무기호	Set at 0 to 1.0 MPa(140psi), Standard			
2	Set at 0 to 0.2 MPa(30psi)	K	Built-in Check Valve	Note1)
4	Set at 0 to 0.4 MPa(60psi)	R	Flow direction : Right → Left	
15	Set at 0 to 1.5 MPa(200psi)	T	Tamper Resistant Kit	Note1,2)
E	Non-relieving type	XC16	Copper-free	

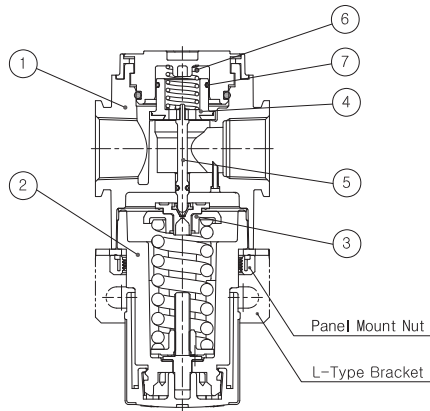
Note1) Refer to page 85 for Built-in Check valve, Tamper resistant kit.
 *If ordering more than one option, indicate symbols numerically then alphabetically Ex) 2EK

*Over Max. pressure value can be set.

Pressure Gauge

Symbol	Description	Pressure range
Blank	None	
G	Integral pressure gauge (W/Limit Indicator)	1.0MPa(140psi)
P	Pressure gauge	1.0MPa(140psi)
P2	Pressure gauge	0.2MPa(30psi)
P4	Pressure gauge	0.4MPa(60psi)

Construction



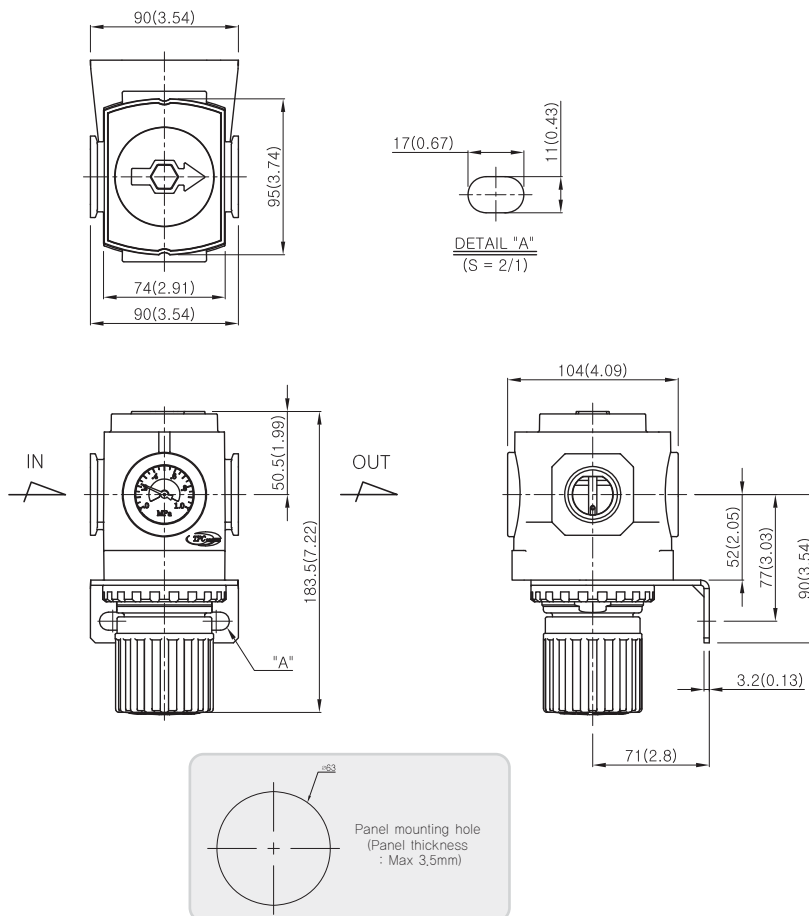
Main Parts / Parts List

No.	Description	Material	Remarks
①	Body	Aluminum	
②	Bonnet	Aluminum	

Replacement Parts / Parts List

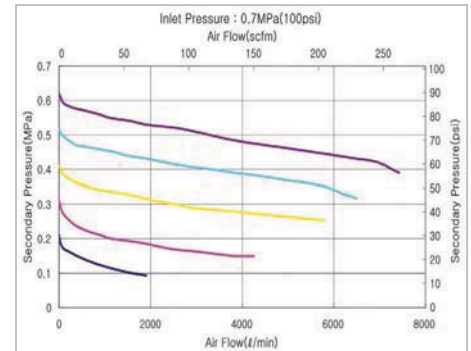
No.	Description	Material	Part No.
③	Diaphragm Ass'y	Aluminum+NBR	PR5-11A001-01
④	Valve Ass'y	Nylon+NBR	PR5-08A001-01
⑤	Valve Stem	Brass	PR5-09-001-01
⑥	Valve Spring	Stainless steel	PR5-14-001-01
⑦	Valve O-ring	NBR	S24-01

Dimensions



Flow Characteristics

▶ 3/4" PR5



▶ 1" PR5

